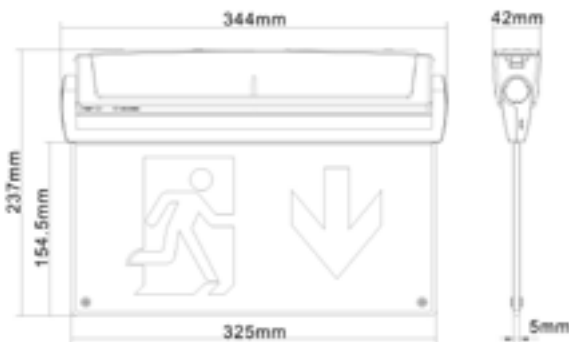




ESC0913L-S Exit Luminaires



**Pictograms options available:
(Pls specify at the time of order)**



Key Features

Certified to CE Norms
Polycarbonate body and double sided edge lit acrylic legend
Uses highly active LED light source
High brightness and long life
Economical, Reliable and Safe
Easy to install and maintain
Rated to IP20
Wall / Ceiling and Surface mounting options
Ideal for Residences & Commercial Complexes

Technical Details

Supply Voltage	220-240V AC/DC; 50-60Hz
Input Wattage	1.5W
Emergency Mode	Slave - Central Battery Supplied Luminaire with in-built Teknoware addressable module
Light Source	LED
Color Temperature	6500K
Operating Temperature	0° to 40° C
Viewing Distance	32m
Material	Polycarbonate body and double sided edge lit acryl- ic legend
Dimensions (mm)	344 X 42 X 237
IP Rating	IP20