


TWX4351WK & TWX4351WKH

SOLID Zone Midbay LED Emergency Light



SYSTEM DESCRIPTION:



Designed for emergency lighting in open areas, TWX4351WK & TWX4351WKH are emergency lights with an IP65 enclosure.

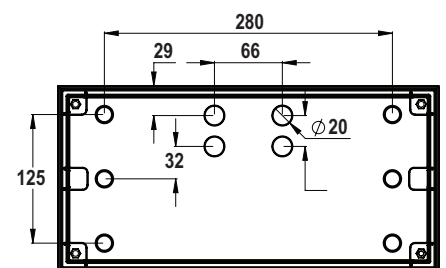
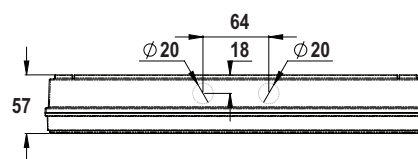
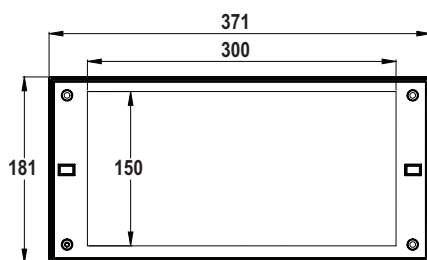
The luminaires are completely dust proof and water proof, making them suitable, for example, industrial premises and parking halls. Centrally supplied luminaires are also suitable for outdoor use.

The TWX4351WK & TWX4351WKH luminaires use long lasting LEDs as its light source. Special attention has been paid to the design, for easy installation.

KEY FEATURES

- Rated to IP65 - suitable for industrial premises and parking lots
- Complies to CE and EN60598-2-22 Standards
- Protection class of luminaire is 2
- Luminaire suitable for through wiring
- Easy and quick installation
- Uses long lasting LEDs as light source

DIMENSIONS



TWX4351WK & TWX4351WKH

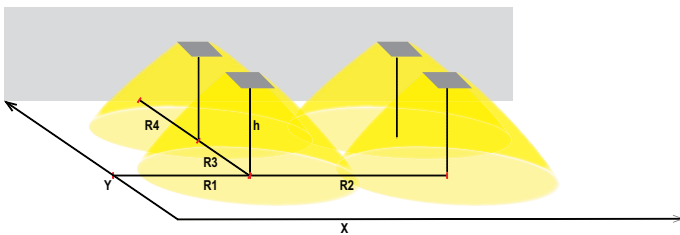
SOLID Zone Midbay LED Emergency Light

Product Code	Nominal Supply Voltage	Max Input Voltage	Luminous Flux (lm)	Operation Mode	Temperature Range	Electrical Installation	Weight
TWX4351WK	220-240V 50/60Hz AC	10VA / 6W	300	CBS / C+IC	-30°C +50°C	2/3 X 2.5mm ² -0-	1.1
TWX4351WKH	220-240V 50/60Hz AC	14VA / 8.5W	440	CBS / C+IC	-30°C +50°C	2/3 X 2.5mm ² -0-	1.1

LIGHT DISTRIBUTION TABLES

Emergency Lighting for escape routes (ceiling mounted)

- Table of 0.5 lux for open areas according to the norm EN1838. 0.5m edge district is considered in this table.
- Level of measurement 0.02m, measurement result with battery operation.

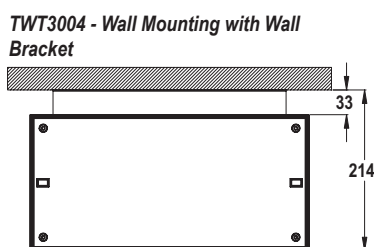
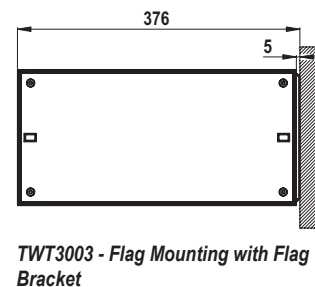
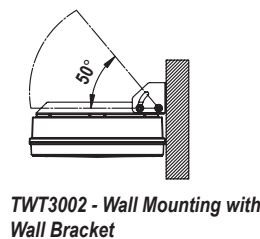
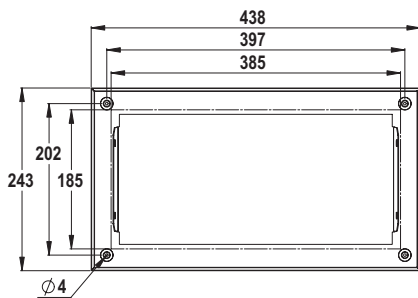


- R1 distance from wall (X Axis)
- R2 installation distance between lights (X Axis)
- R3 installation distance between lights (Y Axis)
- R4 distance from wall (Y Axis)

TWX4351WK & TWX4351WKH

Mounting height (m)	Below the light (lux)	R1 (m)	R2 (m)	R3(m)	R4 (m)
		0.5 lux	0.5 lux	0.5 lux	0.5 lux
4	25	5.5	10	10	5.5
6	11	6.5	12	12	6.5
8	6	7.5	14	14	7.5
10	4	7.5	14	14	7.5
12	2.5	8	15	15	8
14	2	8.5	16	16	8.5
16	1.5	8.5	16	16	8.5

ACCESSORIES



Product Code	Description
TWT3001	Recess Mounting Frame
TWT3002	Wall Mounting with Wall Bracket
TWT3003	Flag Mounting with Flag Bracket
TWT3004	Wall Mounting with Wall Bracket