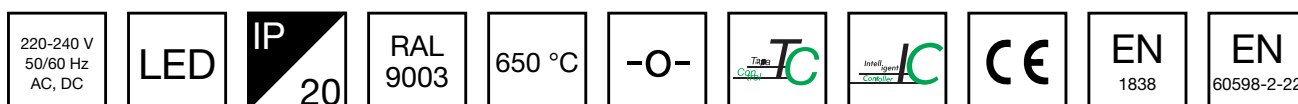


TRAIL ZONE MIDBAY EMERGENCY LIGHT TWTC551WK



Addressable 230 V centrally supplied emergency light

Teknoware Trail is an elegant emergency light that is easy to install on a lighting track. Thanks to its unique design, it is suitable for direct mounting on common lighting track systems. The luminaire can also be mounted directly on the ceiling. Trail has a modern and streamlined appearance so it blends in with the surroundings and architecture. Trail's wide product family and range of optics offer many options to suit a variety of applications and systems.

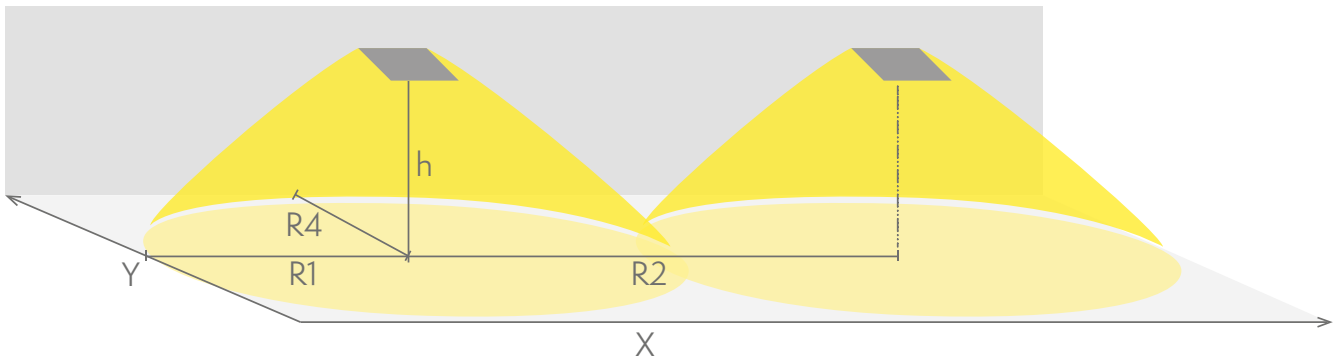
Trail Zone Midbay provides a broad, even pattern that illuminates open areas efficiently.

Product Code	TWTC551WK
Feature	Intelligent Controller, Tapsa Control
Mounting (standard)	ceiling, surface, rail
Customs Code	94056080
GTIN Code	6438045025131
Length	345 mm
Width	80 mm
Height	48 mm
Weight	0,9 kg
Max Input Power VA	10 VA
Max Input Power W	5,5W
Nominal Supply Voltage	220-240 V, 50/60 Hz AC, DC
Protection Class	I
IP Class	IP20
Temperature Range Min - Max	-30...+50 °C
Glow Wire Test of Plastic Materials	650 °C
Light Source	LED
Body Material	metal
Colour	RAL9003
Electrical Installation	3 x 2,5 mm ²
Luminous Flux	230 lm

Emergency lighting for escape routes (ceiling mounting)

Table of 1 lux for escape routes in the middle line according to the norm EN 1838.

Level of measurement 0,02 m, measurement result with battery operation.



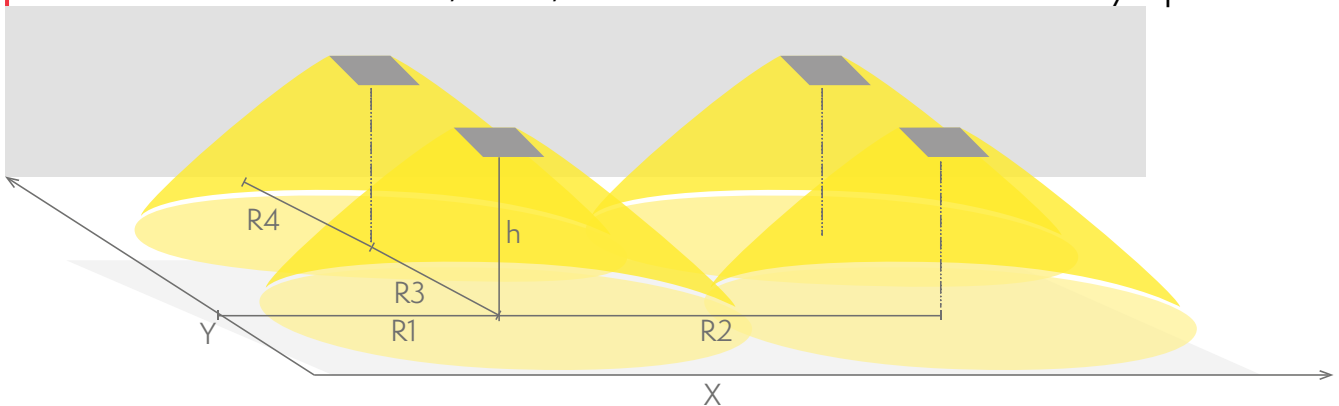
- R1 distance from wall (X axis)
- R2 installation distance between lights (X axis)
- R4 distance from wall (Y axis)

TWTC551WK

Mounting height (m)	Below the light lux	R1 (m)	R2 (m)	R4 (m)
		1 lux	1 lux	1 lux
2,5	25	2,5	6	2,5
4	9	3	8	3
6	4	4	9	4
8	2,5	4,5	11	4,5
10	1,5	3,5	11	3,5

Emergency lighting for open areas (ceiling mounting)

- Table of 0,5 lux for open areas according to the norm EN 1838, 0,5 m edge district is considered in the table.
- Level of measurement 0,02 m, measurement result with battery operation.



- R1 distance from wall (X axis)
- R2 installation distance between lights (X axis)
- R3 installation distance between lights (Y axis)
- R4 distance from wall (Y axis)

TWTC551WK

Mounting height (m)	Below the light lux	R1 (m)	R2 (m)	R3 (m)	R4 (m)
		0,5 lux	0,5 lux	0,5 lux	0,5 lux
2,5	25	3	5,5	5,5	3
4	9	3,5	6,5	6,5	3,5
6	4	4,5	8	8	4,5
8	2,5	5	9,5	9,5	5
10	1,5	5	10	10	5

OPTIONAL ACCESSORIES:

OPTIONAL MOUNTING ACCESSORIES FOR EMERGENCY LIGHTS

Product Code	Product Name	Compatible Product Groups
TWTC1001	Trail wall bracket TWTC1001	

