

## Axial Lead and Cartridge Fuses

Designed to IEC Standard

**RoHS** **Pb** **5 x 20 mm** Time Lag Fuse (Slo-Blo® Fuse) 215P Series



- Designed to International (IEC) Standards for use globally.
- Meets the IEC 60127-2, Sheet 5 specification for Time Lag Fuses.
- Available in Cartridge and Axial Lead Form.
- Available in ratings of .125 to 12 amperes.
- High breaking capacity.
- RoHS compliant and Lead-Free
- Improved I<sup>2</sup> t


### ELECTRICAL CHARACTERISTICS:

% of Ampere Rating	Ampere Rating	Opening Time
150%	.1-6.3	60 minutes, <b>Minimum</b>
	8-12	30 minutes, <b>Minimum</b>
210%	.1-12	30 minutes, <b>Maximum</b>
275%	.1-.8	.25 sec., <b>Min.</b> ; 80 sec. <b>Max.</b>
	1-12	.75 sec., <b>Min.</b> ; 80 sec. <b>Max.</b>
400%	.1-.8	.05 sec., <b>Min.</b> ; 5 sec. <b>Max.</b>
	1-3.15	.095 sec., <b>Min.</b> ; 5 sec. <b>Max.</b>
	4-6.3	.150 sec., <b>Min.</b> ; 5 sec. <b>Max.</b>
1000%	.1-.8	.005 sec., <b>Min.</b> ; .15 sec., <b>Max.</b>
	1-12	.010 sec., <b>Min.</b> ; .15 sec., <b>Max.</b>

**INTERRUPTING RATING:** 1500 amperes @ 250VAC,  
0.7-0.8 power factor.

### ORDERING INFORMATION:

Cartridge Catalog Number	Ampere Rating	Voltage Rating	Nominal Resistance Cold Ohms	Nominal Melting I <sup>2</sup> t A <sup>2</sup> Sec.
215.125P	.125	250	7.585	0.033
215.160P	.160	250	7.100	0.046
215.200P	.200	250	1.840	0.341
215.250P	.250	250	1.240	0.545
215.315P	.315	250	0.880	0.974
215.400P	.400	250	0.583	1.324
215.500P	.500	250	1.168	0.424
215.630P	.630	250	0.720	0.633
215.800P	.800	250	0.468	0.974
215 001.P	1	250	0.152	2.360
215 1.25P	1.25	250	0.107	4.240
215 01.6P	1.6	250	0.071	8.120
215 002.P	2	250	0.057	14.760
<b>215 02.5P</b>	<b>2.5</b>	<b>250</b>	<b>0.039</b>	<b>32.050</b>
215 3.15P	3.15	250	0.0283	43.21
215 004.P	4	250	0.019	37.684
215 005.P	5	250	0.015	80.675
215 06.3P	6.3	250	0.011	129.022
215 008.P	8	250	0.009	204.001
215 010.P	10	250	0.007	351.037
215 012.P	12	250	0.006	515.500



### ENVIRONMENTAL SPECIFICATIONS:

**Operating temperature:** -55°C to 125°C

**Thermal Shock:** MIL-STD-202F Method 107G, Test Condition B: (5 cycles -65°C to +125°C)

**Vibration:** MIL-STD-202F Method 201A

**Humidity:** MIL-STD-202F Method 103B, Test Condition A. high relative humidity (95%) and elevated temperature (40°C) for 240 hours.

**Salt Spray:** MIL-STD-202F Method 101D, Test Condition B

### PHYSICAL SPECIFICATIONS:

**Material:** Body: Ceramic  
Cap: Nickel Plated Brass  
Leads: Tin Plated Copper  
Filler: Sand (500mA – 12A)

**Terminal Strength:** MIL-STD-202F Method 211A,  
Test Condition A

**Solderability:** Reference IEC 60127 Second Edition 2003-01 Annex A

**Product Marking:** Cap 1: current and voltage rating.  
Cap 2: Agency approval markings.

**Packaging:** Available in Bulk (V=5, H=100, M=1000 pcs/pkg) or on Tape/Reel (MRET1=1000 pcs/reel).

# Axial Lead and Cartridge Fuses

RoHS **Pb 5 x 20 mm** Time Lag Fuse (Slo-Blo®) Fuse 215P Series

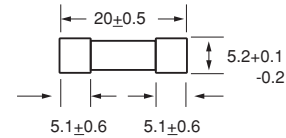


## Agency Approvals

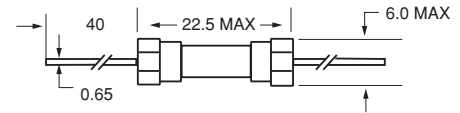
Agency Approvals		Ampere Range
	Certificate No.	Cartridge NBK250702-E10480 A & C NBK250702-E10480 E Leaded NBK250702-E10480 B & D NBK250702-E10480 F
		1A – 5A 6.3A – 12A 1A – 5A 6.3A -12A
	Certificate No.	2002010207007593 2005010207145714
		4A – 6.3A 1A – 3.15A
	Certificate No.	SU05001-2011 SU05001-2012 Pending
		1A – 3.15A 4A – 10A 12A
	Recognised File No.	E10480
	Guide No.	JDYX2
	File No.	029862
	Acc. Class No.	LR1422-30
	Licence No.	KM41462
		200mA – 10A
	File No.	606726 403906  501856 0147100
		125mA, 160mA 200mA – 800mA, 8A, 10A 1A-3.15A 4A-6.3A
	Licence No.	40013521
		200mA – 8A 10A*
	Licence No.	40016610
		12A*
		125mA – 12A

\*Approval for cartridge versions only

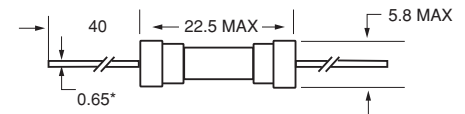
0215 000P



0215.200 XEP  
to  
0215.800 XEP



0215001.XEP  
to  
0215012.XEP



All dimensions in mm

Notes:  
\* Ratings above 6.3A  
have 0.8 mm dia lead

## Average Time Current Curves

